

A QUARTER REVIEW:

As expected, monetary policy became the central focus of bond investors to begin 2022. Entering the year investors had been expecting a gradual pace of tightening as economic growth slowed returning to more normal pre-pandemic growth. More persistent inflation led the Fed to become more hawkish, forcing investors to quickly adjust expectations. As a result, the two-year Treasury rate rose 161 basis points during the quarter, the fourth highest quarterly move since 1982. Despite the persistent inflation, long-end treasury rates remained well anchored near the Fed's estimate of the terminal rate, signaling the market and Fed agree on more sanguine medium to longer-term economic growth. Volatility was also not contained to rates, as investment grade corporate spreads widened 23 basis points during the quarter. While it is unusual, credit spreads and interest rates have moved together during prior periods of abrupt policy transitions. The good news is these periods are typically short lived and absent near-term deterioration in economic fundamentals can prove to be an attractive opportunity.

CONTRIBUTORS	DETRACTORS
CORPORATE SECURITY SELECTION	CORPORATE OVERWEIGHT
MBS UNDERWEIGHT	CORPORATE 5 YEAR KEY RATE DURATION
GOVERNMENT 30 YEAR KEY RATE DURATION	

ATTRIBUTION			
	JOHNSON	BLOOMBERG US AGGREGATE	DIFFERENCE
DURATION	-5.97%	-5.86%	-0.12%
NON-PARALLEL	-0.28%	0.01%	-0.29%
OTHER RATES	0.17%	0.17%	0.00%
SECTOR/QUALITY	-0.77%	-0.64%	-0.13%
SELECTION	0.25%	-0.08%	0.33%
INCOME	0.53%	0.50%	0.03%


PERFORMANCE						
	QTD	1YR	3YR	5YR	7YR	10YR
JOHNSON (GROSS)	-6.09%	-4.03%	2.11%	2.63%	2.43%	2.88%
JOHNSON (NET)	-6.15%	-4.27%	1.85%	2.38%	2.17%	2.62%
BLOOMBERG US AGGREGATE	-5.93%	-4.15%	1.69%	2.14%	1.87%	2.24%

PERFORMANCE SUMMARY:


As a result of the unusual market volatility, most major bond indices suffered their worst quarterly declines in over 30 years, with the Johnson Core Fixed Income strategy returning -6.15% net of fees versus the Bloomberg US Aggregate Index of -5.93%. Duration was a modest headwind to performance as rates rose, but this was partially offset by our yield curve structure. Within our government bond allocation our overweight to 30-year key rate duration was additive to performance as the yield curve flattened. The emphasis on intermediate-maturity corporates was a headwind as the belly of the yield curve underperformed. Credit spreads also widened throughout the quarter, which acted as a further headwind given our overweight to spread sectors. This was mostly offset by our high-quality corporate security selection. MBS underperformed duration matched treasuries during the quarter as the Fed communicated plans to reduce the size of its balance sheet. We remain underweight MBS relative to the Aggregate Index which was a positive contributor to performance during the quarter. Additionally, our strategy avoids on-the-run, current coupon MBS which performed the worst during the quarter.

MARKET OUTLOOK AND PORTFOLIO POSITIONING:


Despite the challenging start to the year, the outlook for fixed income returns going forward has improved greatly. Persistent inflation and increasingly tough talk from the Fed have caused one of the sharpest and fastest interest rate adjustments in history. As a result, the yield on our Core Fixed Income strategy is now over 3.00%, near its highest level since the Financial Crisis. We continue to believe the macroeconomic environment will normalize to pre-pandemic growth and inflation trends. At the same time, the market is now pricing in the equivalent of ten additional rate hikes over the next year, nearly the full rate hike cycle according to the Fed's projection. As a result, we continue to target a neutral to slightly long portfolio duration across portfolios. While growth is likely to normalize, economic fundamentals in the near term remain healthy. The widening of credit spreads during the quarter has presented an opportunity to reaffirm our overweight to high-quality, low beta corporates by selectively adding to our favorite names at attractive valuations. As markets continue to adjust to the change in monetary policy, we continue to believe that our disciplined approach remains well positioned to weather possible bouts of market volatility.

OUR FIXED INCOME STRATEGY TEAM:

Jason Jackman,
CFA
President,
Principal



Brandon Zureick,
CFA
Director & Portfolio
Manager,
Principal



Michael Leisring, CFA
Chief Investment Officer
-Fixed Income,
Portfolio Manager,
Principal



David Theobald,
CFA
Senior Portfolio Manager,
Principal

1965
ESTABLISHED

\$5.2B
INSTITUTIONAL
ASSETS UNDER
MANAGEMENT
(As of 03.31.22)

Our primary objective across all duration mandates is to outperform the market with comparable volatility by utilizing our proprietary and unique Quality Yield approach and the deep experience and continuity of our investment team.

For more information on our products and services, please contact a member of the our Sales & Client Service Team at 513.389.2770 or info@johnsonasset.com.

PORTFOLIO SUMMARY

	JOHNSON	BLOOMBERG US AGGREGATE
COUPON	3.13%	2.44%
YIELD TO MATURITY	3.06%	2.91%
WEIGHTED AVG. MATURITY (IN YEARS)	8.65	8.91
WEIGHTED AVG. DURATION (IN YEARS)	7.00	6.58
CONVEXITY	0.40	0.28



Johnson Asset Management (JAM) is a division of Johnson Investment Counsel, Inc. ("JIC"), an independent and privately owned Midwestern based investment advisory firm registered with the Securities and Exchange Commission. Johnson Asset Management manages institutional separate account portfolios for a wide variety of for-profit and nonprofit organizations, public agencies, public and private retirement plans, and personal trusts of all sizes. It may also serve as sub-adviser for mutual funds. JIC's fees are available upon request and may be found in our Form ADV Part 2A. Performance data quoted herein represents past performance. Past performance does not guarantee or indicate future results. All data is current as of March 31, 2022 unless otherwise noted. Returns and net asset value will fluctuate. To determine if this strategy is appropriate for you, carefully consider the investment objectives, risk factors, and expenses before investing. Individual account management and construction will vary depending on each client's investment needs and objectives. Investments employing JIC's strategies are NOT insured by the FDIC or by any other Federal Government Agency, are NOT Bank deposits, are NOT guaranteed by any Bank or any Bank affiliate, and MAY lose value, including possible loss of principal. Johnson Asset Management claims compliance with the Global Investment Performance Standards. The Institutional Core composite includes all fee paying, fully discretionary, actively managed institutional fixed income portfolios with a minimum value of \$500,000 and an investment objective of broad investment grade, taxable fixed income, benchmarked against the Bloomberg U.S. Aggregate Index. The US Aggregate Bond Index is a broad-based flagship benchmark that measures the investment grade, US dollar denominated, fixed-rate taxable bond market. JAM's policies for valuing portfolios, calculating performance and preparing compliant presentations, as well as a complete list of composite descriptions are available upon request. Please contact our office at 513.389.2770 or 3777 West Fork Road, Cincinnati, OH 45247. All returns reflect the reinvestment of investment income (dividends and/or interest) and capital gains. Valuations and returns are stated in U.S. dollars. Trade date accounting is used. Portfolio returns are calculated using time weighted return methodology on a monthly basis. Net returns shown reflect gross performance less the highest fee schedule for this strategy. Actual client returns would also be reduced by brokerage commissions, custodial fees, and other client paid expenses detailed in JIC's Form ADV Part 2A.